

How to order Law Book

(License Individual Only)

The online system link is found here:

<https://vo.licensing.hpc.texas.gov/datamart/mainMenu.do>

1. Logging to the Online Licensing System



Texas Behavioral Health Executive Council
Texas Board of Professional Geoscientists
Texas Funeral Service Commission
Texas Optometry Board
Texas State Board of Dental Examiners
Texas State Board of Pharmacy
Texas State Board of Plumbing Examiners

Welcome to the Online Licensing System | [FAQ](#) | [Public Search](#) | [Contact Us](#)

Returning User

* * * are required.

*User ID:

*Password:

*Click the white Checkbox next to "I'm not a robot"

I'm not a robot

 reCAPTCHA
Privacy - Terms

[Forgot password?](#)
[Forgot user ID?](#)

New User

[Begin Here For Sign-up](#)

 New Users must create an online account to use the Online Licensing System. Opening a second account will not delete the first account.

Public Search

It is **not necessary** to register or login to view or search for a license or registration. To search by name, license number, license type, city, or county click on the "Public Search" link above.

Sign-up and manage your licenses

Apply for New License: To apply for an initial license, please sign up using the link to the left. If you have previously registered using this system, it is not necessary to create another user registration to apply for a new license.

Renew or Maintain Your License: To renew and/or maintain an existing license, please login with your existing user ID and password, or click on the link to the left to register as a new user.

Maintenance Window: Click [here](#) to see our upcoming maintenance schedule

This website is the property of the State of Texas. Unauthorized attempts to upload information or change information are strictly prohibited and may be punishable under the Texas Penal Code Chapters 33 (Computer Crimes) or 33A (Telecommunications Crimes).

Details about information collected on individuals and the process to correct incorrect information may be found on each of the agency's websites.

Logging In Issues/Technical Support: [Contact Us](#)
Payment Issues: 877-452-9060
Browser Compatibility Minimum: IE v9, Firefox v27, Chrome v12.X (NO hand-held devices)
Maintenance Window: Sunday 7pm - 10pm CST



Copyright 2015 Iron Data Version:2.11.10.586

2. Under your “Quick Start Menu” select “Individual/Provisional Order Law Book”. (If your license is not listed, you will need to add the license to registration).

Quick Start Menu

If you see your license on the right hand of the screen under the "License Information" section please **DO NOT** click on the "Add License to Registration" link at the bottom as your license is already associated with this online account. You should see your license options listed below.

If you are trying to apply for a license please choose the appropriate option under the "Start a New Application" section.

If you need to add your license to your online account please click on the "Add Licenses To Registration" option below.

Manage your license information

Individual # [REDACTED] **Individual/Provisional Order Law Books** **Select**

Start a New Application

What are you applying for?

<Choose Board> **Select**

<Choose Application> **Select**

3. Select Next

Individual/Provisional Order Law Books - Introduction

This process is only for licensees who hold an Individual/Establishment license number. If you do not have a license number, you will need to send TFSC a paper application. [Texas Mortuary Law Book](#).

You can apply for the provisional license program by going through the Quick Start Menu. Under "Start a new application."

Press "Next" to continue.

Press "Cancel" to cancel this application and return to the main menu.

Next **Cancel App**

4. Verify the Organization Name.

Individual/Provisional Order Law Books - Name and Personal Details

Enter your personal details and press "Next" to continue.

Press "Previous" to return to the previous section.

Press "Cancel" to cancel this application and return to the main menu.

First Name:
Second Name:
Last Name:
Suffix:
Social Security Number: *****
Date of Birth: / / (mm/dd/yyyy)
Gender:
Race:

[Previous](#) [Next](#) [Cancel App](#)



5. Verify the Contact Information.

Individual/Provisional Order Law Books - Contact Information

Press "Continue" to go to next page.

Press "Previous" if you do not want to save your changes.

Press "Delete" to delete this address.

If Copy Button is available. Press "Copy" to copy a previously entered address.

Press "Lookup" after entering the zip code to populate the U.S. city, state and county.

[-] Main Address

* Is this your Home Address? Yes No

Street Number: 1801

* Address: Congress Ave

* Zip Code: 78701

* City: AUSTIN

* State: TEXAS

* County: TRAVIS

* Country: United States

Phone Number: (512) 936-2474 (999) 999-9999

Extension:

* E-mail: none@none.com


Contact #:

Web Address:


[Previous](#) [Next](#) [Cancel App](#)



6. Enter the amount of Publications

Introduction	Individual/Provisional Order Law Books - Information
Name and Personal Details	
Contact Information	
Order Publications	
Summary (pre-fees)	
	Order Publications
	* Facts about Funerals English Pack (packs of 100) <input type="text" value="0"/>
	* Facts about Funerals Spanish Pack (packs of 100) <input type="text" value="0"/>
	* How many Law Books <input type="text" value="0"/>
	
	Previous Next Cancel App

7. Verify Application Summary.

Individual/Provisional Order Law Books - Application Summary	
Review the data and press "Submit" to submit this application. Press "Previous" to return to the previous section. Press "Cancel" to cancel this application and return to the main menu.	
Application	License Type: Individual Application Date: 02/02/2024
Personal Details	Full Name: - Edit Social Security Number: ***** Birthdate: **/**/**** Gender: Race:
General Addresses	Main Address 1801 Congress Ave Edit AUSTIN, TEXAS TRAVIS 78701 US Is this your Home Address? Yes Phone Number: (512) 936-2474 E-mail: none@none.com Contact #: Web Address:
Order Publications	Edit Facts about Funerals English Pack (packs of 100) 0 Facts about Funerals Spanish Pack (packs of 100) 0 How many Law Books 1
	
	Previous Submit Cancel App

8. Answer the following attestation question.

Individual/Provisional Order Law Books - Attestation

Press "Previous" to return to the previous section.
Press "Submit" to continue.
Press "Cancel" to cancel this application and return to the main menu.

I attest everything is true.

Yes
 No

[Previous](#) [Submit](#) [Cancel](#)

9. Fee and Summary report

Fee and Summary Report

Your application data has been submitted. Click on "View PDF Summary Report" and print this report for your records.
Deficiencies that are currently associated with your online application may be listed below.
You are required to pay the amount below for your application to be processed.
Press "Pay Now" to proceed to the fee payment page.


Fees

Total Amount Due: \$15.59

Deficiencies

1. Insufficient money received

[Fix](#) [Pay Now](#) [View PDF Summary Report](#)



10. Payment Fee

Online Application Payment

Select the applications you wish to pay for and press "Next" to continue
Press "Main Menu" to return to the main menu

Application Number	Description	License Number	License Type	Applicant Name	Fee
126130	Individual/Provisional Order Law Books		Funeral - Individual/Provisional		\$15.59 <input checked="" type="radio"/>

Payment Method Credit Card

[Next](#) [Main Menu](#)


11. Confirm Payment details

Confirm Payment Details

Select payment method and press "Next" to pay for these applications.
Press "Cancel" if you do not wish to continue with the payment.

Application Number	Description	License Number	License Type	Applicant Name	Fee
126130	Individual/Provisional Order Law Books		Funeral - Individual/Provisional		\$15.59
Total					\$15.59

Payment Method: Credit Card


[Next](#) [Cancel](#)

12. You will be redirected to the payment processor. Enter the customer information in the required fields then click "Next".

1 Payment Type **2** Customer Info **3** Payment **4** Submit Payment

Payment

Payment Type ✔

Credit/Debit Card

Customer Information Complete all required fields [*]

Country *

First Name *

Last Name *

Address *

Address 2


City *

State *

ZIP/Postal Code *

Phone Number

Email *


[Next >](#)

Payment Information