


How to order Facts About Funeral/Law Book Establishment

The online system link is found here:

<https://vo.licensing.hpc.texas.gov/datamart/mainMenu.do>

1. Logging to the Online Licensing System



Texas Behavioral Health Executive Council
Texas Board of Professional Geoscientists
Texas Funeral Service Commission
Texas Optometry Board
Texas State Board of Dental Examiners
Texas State Board of Pharmacy
Texas State Board of Plumbing Examiners

Welcome to the Online Licensing System | [FAQ](#) | [Public Search](#) | [Contact Us](#)


Returning User

* * * are required.


*User ID:

*Password:

*Click the white Checkbox next to "I'm not a robot"

I'm not a robot 

[Forgot password?](#)
[Forgot user ID?](#)



Public Search

It is not necessary to register or login to view or search for a license or registration. To search by name, license number, license type, city, or county click on the "Public Search" link above.

Sign-up and manage your licenses

Apply for New License: To apply for an initial license, please sign up using the link to the left. If you have previously registered using this system, it is not necessary to create another user registration to apply for a new license.


Renew or Maintain Your License: To renew and/or maintain an existing license, please login with your existing user ID and password, or click on the link to the left to register as a new user.

Maintenance Window: Click [here](#) to see our upcoming maintenance schedule

This website is the property of the State of Texas. Unauthorized attempts to upload information or change information are strictly prohibited and may be punishable under the Texas Penal Code Chapters 33 (Computer Crimes) or 33A (Telecommunications Crimes).

Details about information collected on individuals and the process to correct incorrect information may be found on each of the agency's websites.

Logging In Issues/Technical Support: [Contact Us](#)
Payment Issues: 877-452-9060
Browser Compatibility Minimum: IE v9, Firefox v27, Chrome v12.X (NO hand-held devices)
Maintenance Window: Sunday 7pm - 10pm CST

 Secure System

2. Under your “Quick Start Menu” select “Establishments Order Law Book”. (If your establishment/individual license is not listed, you will need to add the license to registration).

Quick Start Menu

If you see your license on the right hand of the screen under the "License Information" section please **DO NOT** click on the "Add License to Registration" link at the bottom as your license is already associated with this online account. You should see your license options listed below.

If you are trying to apply for a license please choose the appropriate option under the "Start a New Application" section.

If you need to add your license to your online account please click on the "Add Licenses To Registration" option below.

Manage your license information

Funeral Home Establishment # Establishments Order Law Books

Start a New Application

What are you applying for?

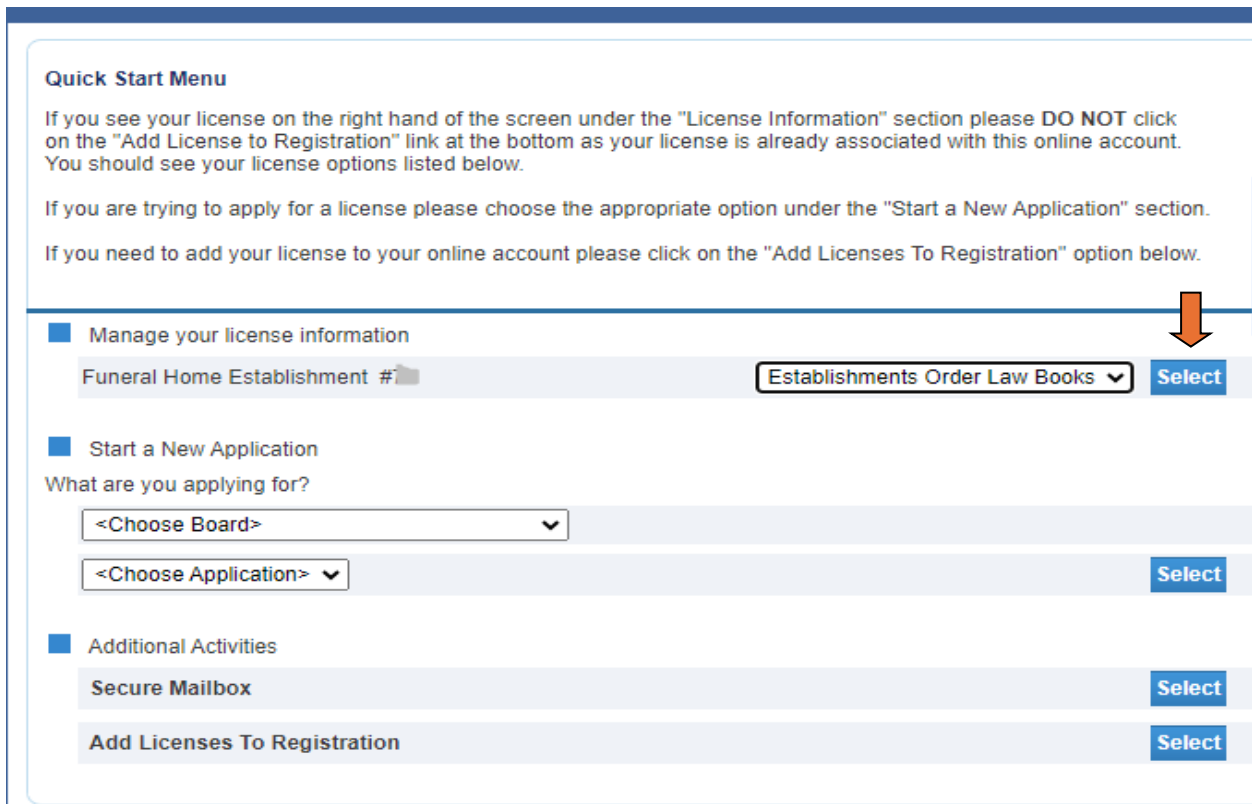
<Choose Board>

<Choose Application>

Additional Activities

Secure Mailbox

Add Licenses To Registration



3. Select Next

[Update Profile](#) | [Logout](#) | [Contact Us](#)

Establishments Order Law Books - Introduction

Introduction

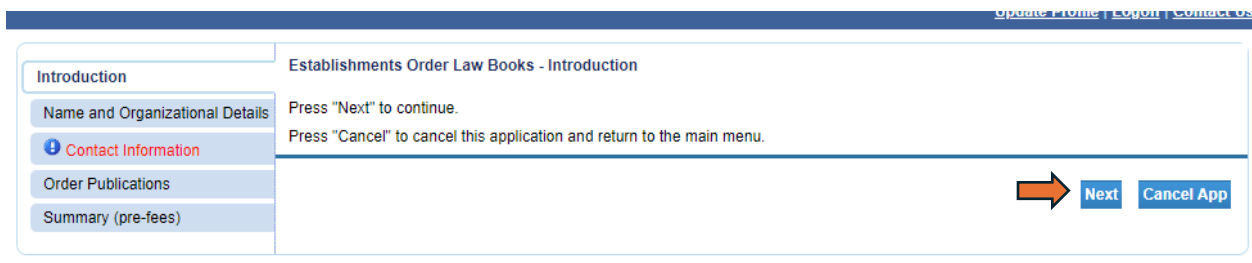
Name and Organizational Details

Contact Information

Order Publications

Summary (pre-fees)

Press "Next" to continue.
Press "Cancel" to cancel this application and return to the main menu.



4. Verify the Organization Name.

Introduction	Establishments Order Law Books - Name and Organizational Details Please enter your organizational details and press "Next" to continue. Press "Previous" to return to the previous section. Press "Cancel" to cancel this application and return to the main menu.
Name and Organizational Details	
Contact Information	
Order Publications	
Summary (pre-fees)	
Organization Name: <input type="text"/>	
Previous Next Cancel App	

5. Verify the Contact Information.

Establishments Order Law Books - Contact Information

Press "Continue" to go to next page.
 Press "Previous" if you do not want to save your changes.
 Press "Delete" to delete this address.
 If Copy Button is available. Press "Copy" to copy a previously entered address.
 Press "Lookup" after entering the zip code to populate the U.S. city, state and county.
 Select an address type and press "Add" to add a new address.

Mailing Address

Copy From: [Copy](#)

Is this your Home Address? Yes No

Street Number:

Address:

Zip Code:

City:

State:

County:

Country:

Phone Number: (999) 999-9999

Extension:

E-mail:

Contact #:

Web Address:

Inspection Site

Copy From: [Copy](#)

Street Number:

Address:

Zip Code:

City:

State:

County:

Country:

Phone Number: (999) 999-9999

Extension:

E-mail:

Add Another Contact

Contact Type: [Add](#)

[Previous](#) [Next](#) [Cancel App](#)

6. Enter the amount of Publications

[Update Profile](#) | [Logoff](#) | [Contact Us](#)


Establishments Order Law Books - Information

Order Publications


- Facts about Funerals English Pack (packs of 100)
- Facts about Funerals Spanish Pack (packs of 100)
- How many Law Books

[Previous](#) [Next](#) [Cancel App](#)

7. Verify Application Summary.

<ul style="list-style-type: none"> Introduction Name and Organizational Details Contact Information Order Publications Summary (pre-fees) 	Establishments Order Law Books - Application Summary																											
	Review the data and press "Submit" to submit this application. Press "Previous" to return to the previous section. Press "Cancel" to cancel this application and return to the main menu.																											
	Application	License Type: Funeral Home Establishment Application Date: 02/02/2024																										
	Organization Detail:	Organization Name: <input type="text"/> Edit																										
	General Addresses	<table border="0"> <tr> <td>Mailing Address</td> <td>1801 Congress Ave AUSTIN, TEXAS TRAVIS 78701 US</td> <td>Edit</td> </tr> <tr> <td>Is this your Home Address?</td> <td>No</td> <td></td> </tr> <tr> <td>Phone Number:</td> <td>(512) 938-2474</td> <td></td> </tr> <tr> <td>E-mail:</td> <td>none@none.com</td> <td></td> </tr> <tr> <td>Contact #:</td> <td></td> <td></td> </tr> <tr> <td>Web Address:</td> <td><input type="text"/></td> <td></td> </tr> <tr> <td>Inspection Site</td> <td>1801 Congress Ave AUSTIN, TEXAS TRAVIS 78701 US</td> <td></td> </tr> <tr> <td>Phone Number:</td> <td>(512) 938-2474</td> <td></td> </tr> <tr> <td>E-mail:</td> <td>none@none.com</td> <td></td> </tr> </table>	Mailing Address	1801 Congress Ave AUSTIN, TEXAS TRAVIS 78701 US	Edit	Is this your Home Address?	No		Phone Number:	(512) 938-2474		E-mail:	none@none.com		Contact #:			Web Address:	<input type="text"/>		Inspection Site	1801 Congress Ave AUSTIN, TEXAS TRAVIS 78701 US		Phone Number:	(512) 938-2474		E-mail:	none@none.com
Mailing Address	1801 Congress Ave AUSTIN, TEXAS TRAVIS 78701 US	Edit																										
Is this your Home Address?	No																											
Phone Number:	(512) 938-2474																											
E-mail:	none@none.com																											
Contact #:																												
Web Address:	<input type="text"/>																											
Inspection Site	1801 Congress Ave AUSTIN, TEXAS TRAVIS 78701 US																											
Phone Number:	(512) 938-2474																											
E-mail:	none@none.com																											
Order Publications	<table border="0"> <tr> <td>Facts about Funerals English Pack (packs of 100)</td> <td>1</td> <td>Edit</td> </tr> <tr> <td>Facts about Funerals Spanish Pack (packs of 100)</td> <td>0</td> <td></td> </tr> <tr> <td>How many Law Books</td> <td>0</td> <td></td> </tr> </table>	Facts about Funerals English Pack (packs of 100)	1	Edit	Facts about Funerals Spanish Pack (packs of 100)	0		How many Law Books	0																			
Facts about Funerals English Pack (packs of 100)	1	Edit																										
Facts about Funerals Spanish Pack (packs of 100)	0																											
How many Law Books	0																											
																												
Previous Submit Cancel App																												

8. Answer the following attestation question.

<ul style="list-style-type: none"> Introduction Name and Organizational Details Contact Information Order Publications Summary (pre-fees) 	Establishments Order Law Books - Attestation	
	Press "Previous" to return to the previous section. Press "Submit" to continue. Press "Cancel" to cancel this application and return to the main menu.	
	I attest everything is true.	
	<input type="radio"/> Yes <input type="radio"/> No	
		
Previous Submit Cancel		


9. Fee and Summary report

Fee and Summary Report

Your application data has been submitted. Click on "View PDF Summary Report" and print this report for your records.
You are required to pay the amount below for your application to be processed.
Press "Pay Now" to proceed to the fee payment page.

Fees

Total Amount Due:	\$41.16
-------------------	---------

[Pay Now](#) [View PDF Summary Report](#) 

10. Payment Fee

Online Application Payment

Select the applications you wish to pay for and press "Next" to continue
Press "Main Menu" to return to the main menu

Application Number	Description	License Number	License Type	Applicant Name	Fee
55584	Establishments Order Law Books		Funeral - Funeral Homes/Commercial Embalming Facility		\$41.16

Payment Method: Credit Card

[Next](#) [Main Menu](#)

11. Confirm Payment details

Confirm Payment Details

Select payment method and press "Next" to pay for these applications.
Press "Cancel" if you do not wish to continue with the payment.

Application Number	Description	License Number	License Type	Applicant Name	Fee
55584	Establishments Order Law Books		Funeral - Funeral Homes/Commercial Embalming Facility		\$41.16
Total					\$41.16

Payment Method: Credit Card

[Next](#) [Cancel](#)

12. You will be redirected to the payment processor. Enter the customer information in the required fields then click “Next”.

1 Payment Type 2 Customer Info 3 Payment 4 Submit Payment

Payment

Payment Type ✓

Credit/Debit Card

Customer Information

Complete all required fields [*]

Country *

First Name *

Last Name *

Address *

Address 2


City *

State *

ZIP/Postal Code *

Phone Number

Email *


Next >

Payment Information